

Issue Date: 08-16-2013  
Revision Date: 05-19-2021  
Renewal Date: 05-31-2022

**DIVISION: 06 00 00 – Woods, Plastics, and Composites**  
**Section: 06 50 00 – Structural Plastics**

Guardrails less than 42 inches high are limited to use in One-and Two-Family Dwellings (IRC).

**REPORT HOLDER:**

The AZEK® Company LLC  
894 Prairie Avenue  
Wilmington, Ohio 45177  
(866) 862-7832  
[www.azekco.com](http://www.azekco.com)

**REPORT SUBJECT:**

*Evolutions Rail™ Contemporary*  
*Evolutions Rail™ Builder*

### 1.0 SCOPE OF EVALUATION

**1.1** This Research Report addresses compliance with the following Codes:

- 2021, 2018, 2015 *International Building Code*® (IBC)
- 2021, 2018, 2015 *International Residential Code*® (IRC)

NOTE: This report references 2021 Code sections with [2018, 2015] Code sections shown in brackets where they differ.

**1.2** *Evolutions Rail™* systems have been evaluated for the following properties:

- Structural Performance
- Durability
- Surface Burning

**1.3** *Evolutions Rail™* systems has been evaluated for the following uses:

- Guardrail or guard under the definitions of the referenced codes intended for use on elevated walking areas of buildings and walkways as required by the codes.
- Guardrail systems recognized in this report may be used in One-and Two-Family Dwellings regulated by the IRC and all construction types regulated by the IBC in accordance with IBC Section 705.2.3.1 [1406.3], Exception 2.

### 2.0 STATEMENT OF COMPLIANCE

*Evolutions Rail™* systems comply with the Codes listed in Section 1.1, for the properties stated in Section 1.2 and uses stated in Section 1.3, when installed as described in this report, including the Conditions of Use stated in Section 6.

### 3.0 DESCRIPTION

**3.1** *Evolutions Rail™* systems are provided as level guards for level walking areas such as decks, balconies and porches, and sloped guards for open sides of stairways.

**3.2** *Evolutions Rail™* level and stair railing systems are provided with rail lengths up to 91 inches in length (measured between the inside of supports) and an installed height of 42 inches. See Table 2 for qualified lengths and configurations.

**3.3** Materials and Processes – *Evolutions Rail™* systems are an assemblage of co-extruded wood-plastic composite (WPC) material with a polymer capstock manufactured in three colors: Brick, Classic Black, and Traditional Walnut.

**3.4** *Evolutions Rail™* systems are provided in two series, the *Contemporary* and *Builder*. See Table 1 for a description of each railing series.

### 4.0 PERFORMANCE CHARACTERISTICS

**4.1** *Evolutions Rail™* systems described in this report have demonstrated the capacity to resist the design loads specified in Chapter 16 of the IBC and Section R301 of the IRC when tested in accordance with ICC-ES AC174 and ASTM D 7032.

**4.2** Structural performance has been demonstrated for a temperature range from -20°F to 125°F.

**4.3** Materials used to produce *Evolutions Rail™* systems are deemed equivalent to preservative treated or naturally



durable wood for resistance to weathering effects, decay, and attack from termites.

**4.4** Materials used to produce *Evolutions Rail™* systems have a flame spread index less than 200 when tested in accordance with ASTM E 84.

## 5.0 INSTALLATION

**5.1 General:** *Evolutions Rail™* systems must be installed in accordance with the manufacturer's published installation instructions, the applicable Code, and this Research Report. A copy of the manufacturer's instructions must be available on the jobsite during installation.

**5.2** *Evolutions Rail™* systems' top and bottom rails are attached to structural supports utilizing stainless steel mounting brackets. See Figure 1 through Figure 4. Stainless steel brackets are secured to structural wood supports (posts or framing) with #10 x 1.5-inch stainless steel screws and to the rails with #10 x 1-inch self-drilling stainless steel screws. Fastening schedules are described in Table 3.

**5.3** *Evolutions Rail™* systems are attached to and supported by structural wood posts or other framing. Non-structural 5-inch square WPC post sleeves can be installed over a conventional 4x4 wood post. Code compliance assessment of conventional wood posts is not within the scope of this report.

**5.4** The wood in the supporting structure, including support posts, shall have a specific gravity of 0.50 or greater (Southern Yellow Pine or better) and a minimum thickness to allow full engagement of the bracket mounting screws.

## 6.0 CONDITIONS OF USE

**6.1** Installation must comply with this Research Report, the manufacturer's published installation instructions, and the applicable Code. In the event of a conflict, this report governs.

**6.2** *Evolutions Rail™* systems are deemed to comply with the intent of the provisions of the referenced building codes subject to the following conditions:

**6.3** Conventional wood guardrail supports including 4x4 posts, and framing are not within the scope of this report and are subject to evaluation and approval by the building

official. Supports must satisfy the design load requirements specified in Chapter 16 of the IBC. Supports and framing must provide suitable material for anchorage of the rail brackets and post mount, respectively. Where required by the building official, engineering calculations and details shall be provided.

**6.4** Compatibility of fasteners and other metallic components with the supporting structure including chemically treated wood is not within the scope of this report.

**6.5** Only those types of fasteners and fastening methods described in this report have been evaluated for the installation of the *Evolutions Rail™* systems; other methods of attachment are outside the scope of this report.

**6.6** *Evolutions Rail™* WPC components recognized in this report have not been evaluated for use in areas subject to Formosan termite attack

**6.7** *Evolutions Rail™* systems are manufactured under a quality control program with inspections by Intertek Testing Services NA, Inc.

## 7.0 SUPPORTING EVIDENCE

**7.1** Manufacturer's drawings and installation instructions.

**7.2** Reports of testing demonstrating compliance with ICC-ES AC174, Acceptance Criteria for Deck Board Span Ratings and Guardrail Systems (Guards and Handrails), revised December 2014.

**7.3** Reports of testing and engineering analysis demonstrating compliance with the performance requirements of ASTM D 7032-17 [14, 10a], Standard Specification for Establishing Performance Ratings for Wood-Plastic Composite Deck Boards and Guardrail Systems (Guards or Handrails).

**7.4** Documentation of an Intertek approved quality control system for the manufacturing of products recognized in this report.





**8.0 IDENTIFICATION**

**8.1** AZEK® Company's *Evolutions Rail™* system produced in accordance with this report shall be identified with labeling on the individual components or the packaging that includes the following information:

**8.1.1** Manufacturer's identification (The AZEK® Company LLC), address, telephone number, website URL;

**8.1.2** The product name (*Evolutions Rail™ Contemporary* or *Evolutions Rail™ Builder*);

**8.1.3** The following statement: "ASTM D 7032 compliant.";

**8.1.4** The Intertek Mark as shown below, with the Code Compliance Research Report number (CCRR-0196); and



**8.1.5** The following Statement, "See CCRR-0196 at <https://bpdirectory.intertek.com> for uses and performance levels.

**9.0 OTHER CODES**

This section is not applicable.

**10.0 CODE COMPLIANCE RESEARCH REPORT USE**

**10.1** Approval of building products and/or materials can only be granted by a building official having legal authority in the specific jurisdiction where approval is sought.

**10.2** Code Compliance Research Reports shall not be used in any manner that implies an endorsement of the product by Intertek.

**10.3** Reference to the <https://bpdirectory.intertek.com> is recommended to ascertain the current version and status of this report.

This Code Compliance Research Report ("Report") is for the exclusive use of Intertek's Client and is provided pursuant to the agreement between Intertek and its Client. Intertek's responsibility and liability are limited to the terms and conditions of the agreement. Intertek assumes no liability to any party, other than to the Client in accordance with the agreement, for any loss, expense or damage occasioned by the use of this Report. Only the Client is authorized to permit copying or distribution of this Report and then only in its entirety, and the Client shall not use the Report in a misleading manner. Client further agrees and understands that reliance upon the Report is limited to the representations made therein. The Report is not an endorsement or recommendation for use of the subject and/or product described herein. This Report is not the Intertek Listing Report covering the subject product and utilized for Intertek Certification and this Report does not represent authorization for the use of any Intertek certification marks. Any use of the Intertek name or one of its marks for the sale or advertisement of the tested material, product or service must first be approved in writing by Intertek.





TABLE 1 – RAILING SYSTEM DESCRIPTIONS

Component	<i>Evolutions Rail™ Contemporary</i> (Figure 1, Figure 2, Figure 3)	<i>Evolutions Rail™ Builder</i> (Figure 4)
Top Rail	2-1/4" wide by 1-1/4" high co-extruded WPC with top rail cap	1-7/16" wide by 3-5/16" high co-extruded WPC rectangular rail with top rail cap
Top Rail Cap	<i>Evolutions Rail™ Contemporary</i> Top Rail Cap <i>XLM</i> ® solid plank <sup>(1)</sup> <i>TwinFinish</i> ® plank <sup>(1)</sup> <i>Earthwood</i> ® <i>Evolutions™</i> plank <sup>(1)</sup>	<i>Evolutions Rail™ Contemporary</i> Top Rail Cap <i>XLM</i> ® solid plank <sup>(1)</sup> <i>TwinFinish</i> ® plank <sup>(1)</sup> <i>Earthwood</i> ® <i>Evolutions™</i> plank <sup>(1)</sup>
Bottom Rail	2-1/4" wide by 1-1/4" high co-extruded WPC	1-7/16" wide by 3-5/16" high co-extruded WPC rectangular rail
Rail Bracket	Stainless steel hinge brackets	Stainless steel hinge brackets
Infill	1.25" sq., co-extruded WPC baluster <i>Feeney</i> ® <i>CableRail™</i> with <i>Quick-Connect</i> ® fittings, and 3/4" sq. aluminum intermediate balusters 0.75" diameter, round, aluminum baluster	0.75" diameter, round, aluminum baluster
Foot Block	1-1/4" square, solid, co-extruded expanded cellular WPC picket	
Post Sleeve	5" sq., 0.250" thick wall, co-extruded wood-plastic composite profile with twelve internal ribs	

<sup>(1)</sup> TimberTech® solid deck board recognized and listed in Architectural Testing Code Compliance Research Report, CCRR-0128. Grooved deck boards shall not be used for top rail caps.



TABLE 2 – GUARDRAIL SYSTEMS: IBC (ALL USE GROUPS) AND IRC

Guardrail System	Maximum Guardrail System Dimensions <sup>(1)</sup>	Type	Infill Options	Infill Fastening Description
<i>Evolutions Rail™ Contemporary</i> (Figure 1, Figure 2, Figure 3)	91" by 42"	Level	1.25" sq., WPC baluster with polymer cap	WPC balusters are fastened to top and bottom rails with a #10-12 x 2-1/2" trim head, type 17 point, with three concentric threads composite deck screw. See Figure 1.
		Level & Stair	<i>CableRail™</i> with <i>Quick-Connect®</i> fittings (swivel for stair), and 0.75" sq. aluminum intermediate balusters	Stainless steel cables are attached to each post sleeve with Quick-Connect® fittings. Cables are installed at 3" and 3-1/16" on center for level and stair rails, respectively.  Intermediate, 0.75" square, 0.062" wall thickness, 6063-T6 aluminum balusters are spaced no greater than 30 inches on center along the length of the rail. Balusters are secured to the bottom rail with one #10-12 x 2" pan-head stainless steel screw and the top rail utilizing an intermediate base plate (attaches to the baluster with one #10-12 x 1" flat-head stainless steel screw and attaches to the top rail with two #10-12 x 1" flat-head stainless steel screws. See Figure 2.
			0.75" diameter, hollow, galvanized Q195 steel balusters	Steel balusters are attached to the top and bottom rails utilizing nylon baluster connectors. Nylon baluster connectors are then attached to the top and bottom rails with M4.8 x 38.1 flat-head, coated carbon steel screws for the <i>Contemporary</i> rail or M4.8 x 50.8 flat-head, coated carbon steel screws for the rail <i>Builder</i> . Steel balusters are attached to the top and bottom rails utilizing the nylon baluster connectors. See Figure 3 & Figure 4.
<i>Evolutions Rail™ Builder</i> (Figure 4)	91" by 42"	Level & Stair	0.75" diameter, hollow, galvanized Q195 steel balusters	

<sup>(1)</sup> Guardrails are qualified up to and including the listed maximum guardrail system dimensions for use in the reference Code Occupancy Classification. Guardrail lengths are actual railing lengths, i.e. clear space between supports for level rails and sloping length of rail between supports for stair rails. Stair rail heights are projected vertically to the leading edge of the stair tread.



TABLE 3 – EVOLUTIONS RAIL™ FASTENING SCHEDULE

Connection	Fastener	Qty.
Rail Bracket to Post	#10-16 x 2" pan-head, coated, Stainless steel screw	2
Rail Bracket to Rail	#10-16 x 7/8" pan-head, coated, Stainless steel screw	2
Universal Rail to Top Rail Cap (Contemporary Systems only)	#10-16 x 1-1/2" pan-head, coated, Stainless steel screws located every two feet	1
Top Rail Cap to Rail (Builder Systems only)	#10-12 x 2-1/2" trim head, type 17 point, with three concentric threads composite deck screw located every two feet	1
Top Rail Cap to Wood 4x4	#10-12 x 2-1/2" trim head, type 17 point, with three concentric threads composite deck screw	2
Support Block to Bottom Rail	#10-16 x 2" pan-head, coated, Stainless steel screws	2 <sup>(1)</sup>

<sup>(1)</sup>Quantity identified is for installation of one support block. Support blocks shall be installed at a spacing of no greater than 23 inches on center.



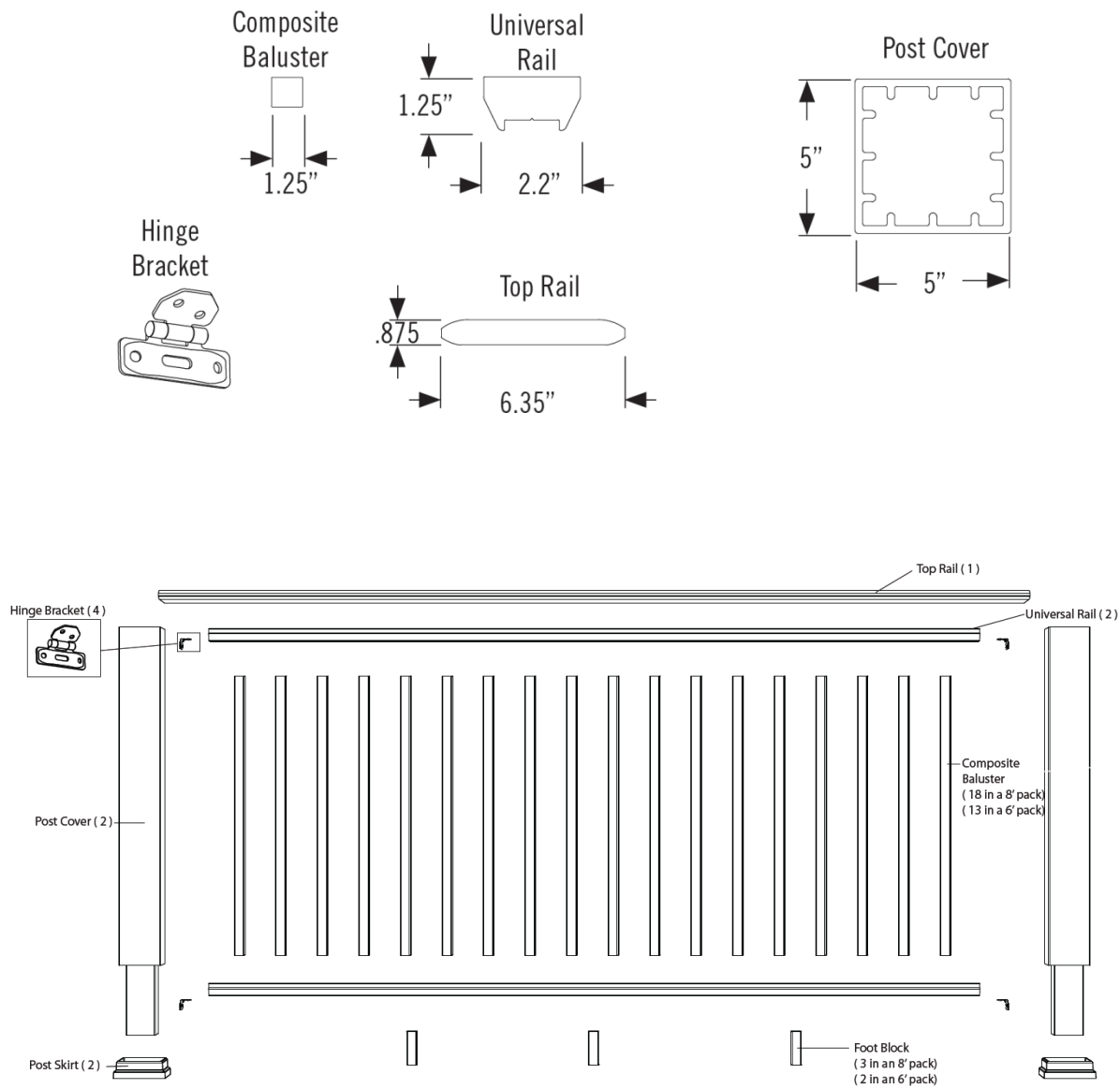


FIGURE 1 – EVOLUTIONS RAIL™ / CONTEMPORARY WITH WPC BALUSTERS

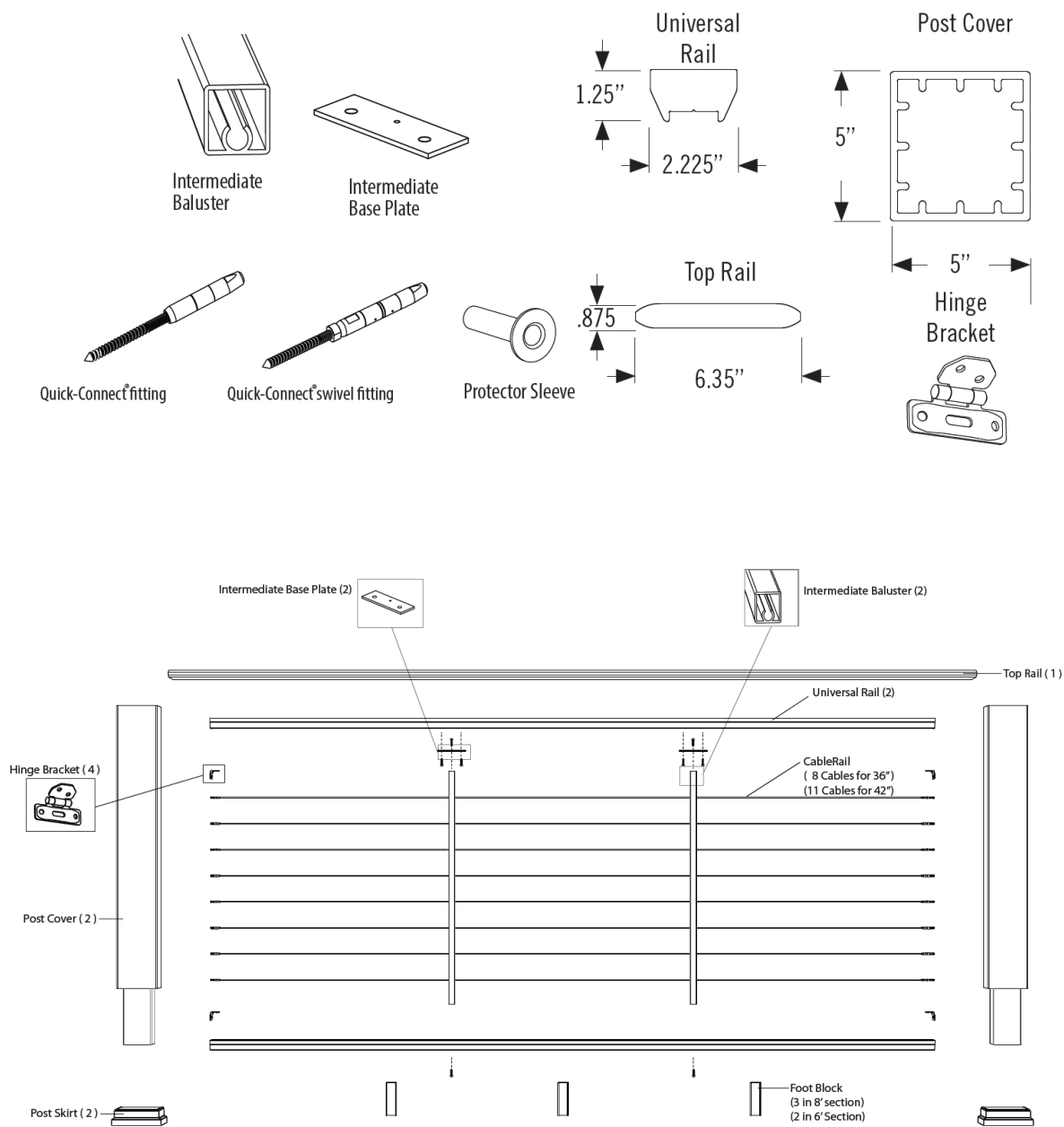


FIGURE 2 – EVOLUTIONS RAIL™/ CONTEMPORARY WITH FEENEY® CABLERAIL®



545 E. Algonquin Road • Arlington Heights • Illinois • 60005  
[intertek.com/building](http://intertek.com/building)



PCA-101



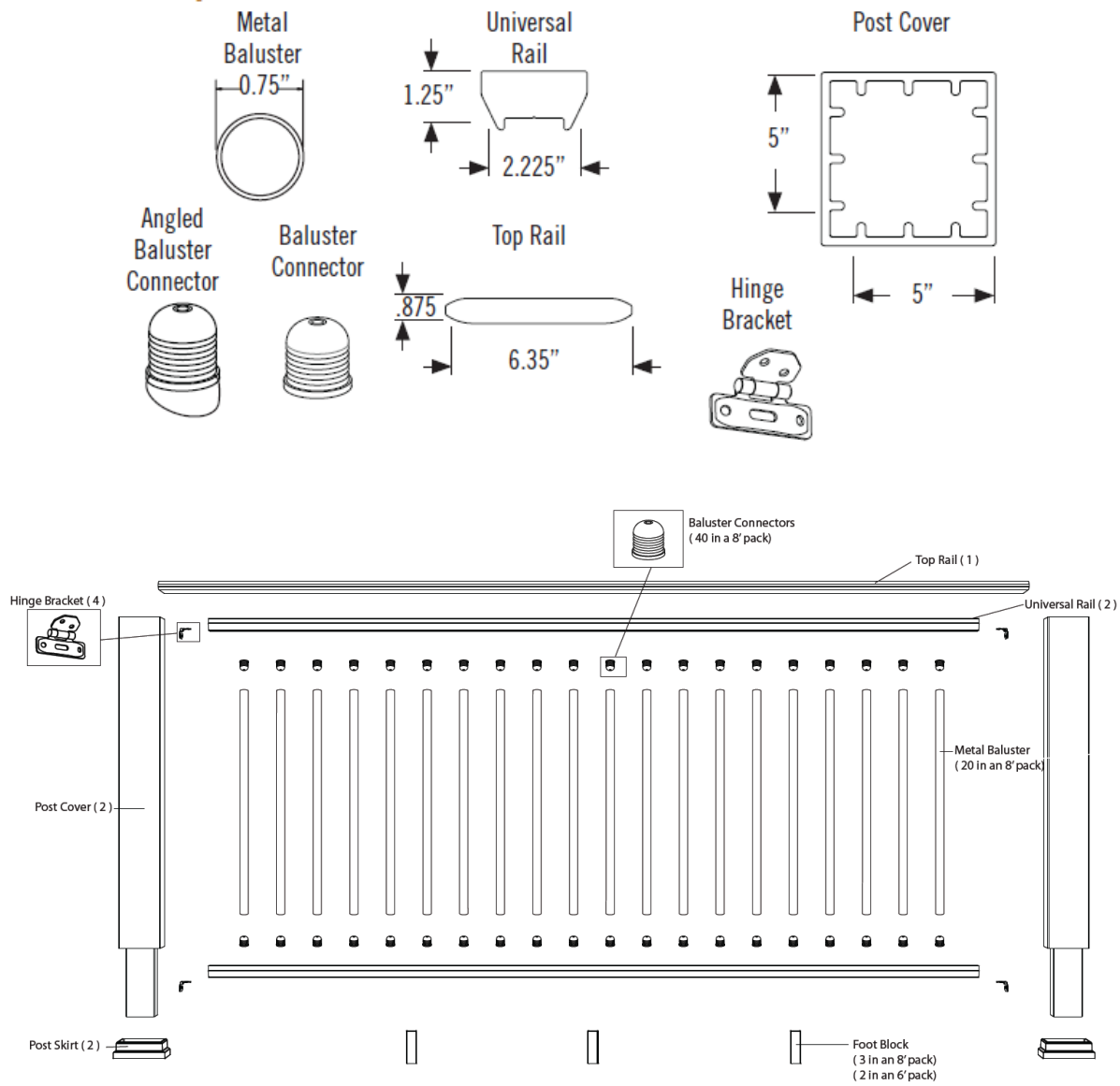


FIGURE 3 – EVOLUTIONS RAIL™ / CONTEMPORARY WITH STEEL BALUSTERS



